

Winter Use Reservation Information & Parking Permit

TRIP ORGANIZER: Please be sure to share this information and other reservation information with your group prior to departure! Please bring your confirmation letter with you and post it in the designated location when you arrive at the hut.

HUT AMENITIES: Sisters Cabin has 14 beds, divided among 3 rooms. All the bedrooms are upstairs. Overflow camping around the huts is not permitted. Sisters Cabin is equipped with propane cooktops, propane oven, wood burning heat stove, firewood, cooking/eating utensils, mattresses, solar-powered lighting, indoor composting toilets, a wood burning sauna, toilet paper, paper towels, and cleaning supplies.

CAPACITY: The capacity of Sisters Cabin is 14. Groups are limited to registered guests only. Overcrowding is in violation of SHA's US Forest Service Permit and will be subject to fines and restrictions on all future reservations.

HUT USER RESPONSIBILITIES: The success of SHA depends on the care provided by our guests. You are responsible for cleaning the cabin when you arrive and depart. This includes sweeping floors, cleaning the kitchen, washing your dishes, wiping down and spraying all surfaces, and hauling out ALL FOOD AND TRASH (trash bags are provided). Other instructions and rules are posted in the cabin. Please do not snowshoe on the stairs or decks and do not lean skis or poles up against the windows.

HUTMASTERS AND VOLUNTEERS: SHA realizes that groups that reserve the entire cabin are seeking privacy. However, SHA does not prevent hutmasters or volunteers from staying in the downstairs Hutmasters' Quarters, even when one group has booked the cabin. All hutmasters and volunteers are expected to respect the privacy of cabin guests while carrying out their maintenance duties. Maintenance staff is at the cabin once a week and guests should not be surprised to encounter hutmasters or volunteers during their visit.



ARRIVAL/DEPARTURE: ARRIVAL TIME IS 2:00 PM AND DEPARTURE TIME IS 11:00 AM. Please time your travels so you arrive at Sisters Cabin after 2:00 PM. Upon departure, have your bags packed, cabin clean and other items on the "Before Departure Checklist" finished. This list is posted in the vestibule. Be ready to depart by 11:00 AM.



HANDICAP ACCESS: Sisters Cabin was built in accordance with the ADA and will accommodate persons with disabilities. However, Sisters Cabin should not be considered "easy access", as the trail to the cabin is a backcountry experience. For more information, please contact SHA at (970) 453-8583.



NO MOTORIZED ACCESS: During the winter season (November to May), motorized vehicles, including snowmobiles, are prohibited on Baldy Mountain. Violators may be subject to fines. Please access Sisters Cabin under your own power, carrying your own gear.



NO DOGS: Dogs are not permitted at or near the huts. This is due to social, aesthetic and wildlife concerns, and because of the need to melt snow for water. A US Forest Supervisor's Order prohibits dogs within 200 feet of Sisters Cabin. Violations are punishable by law.







NO FIRES: Due to the potential forest fire danger, campfires are not permitted. Outdoor cooking is also not permitted as it attracts bears and other wildlife. It is illegal to discharge fireworks in the National Forest.



NO DAY USE: Day use is not permitted.








DIRECTIONS TO FRENCH GULCH TRAILHEAD FROM I-70

-  Take Highway 9 south to Breckenridge. At the intersection of Highway 9 and CR 450 (Huron Road) turn LEFT (east) at the stoplight.
 -  Continue on CR 450 (Huron Road) and after 0.36 miles, bear RIGHT at fork onto Reiling Road (CR 460). Continue on Reiling Road for 0.72 miles to stop sign at the intersection of Wellington/French Gulch Road.
 -  Turn LEFT onto French Gulch Road (CR 2). Continue on French Gulch Road 2.86 miles to end of snow plowing.
 -  Continue 250' past day use parking to Sisters Cabin parking (Permit required) on left and uphill. 4-Wheel drive and good snow tires recommended. DO NOT park in day use area.
-



DIRECTIONS FROM FRENCH GULCH TRAILHEAD TO SISTERS CABIN 3.7 miles

-  From the Sisters Cabin parking lot take a RIGHT and head downhill approximately 20 yards to **French Gulch Road**.
-  Turn LEFT onto French Gulch Road and proceed through the gate.
-  Once through the gate veer RIGHT and downhill onto **Sallie Barber Road**.
-  In approximately 100 yards Sallie Barber Road turns RIGHT and crosses French Creek.
-  Once across the creek continue on **SALLIE BARBER ROAD** for 1.2 miles until you come to the Sally Barber Mine. (continued on next page)

**DIRECTIONS FROM FRENCH GULCH TRAILHEAD TO SISTERS CABIN** 3.7 miles
(continued from previous page)

Turn LEFT at the mine and follow the blue diamonds up a short, steep climb into the woods. The underlying summer mountain bike trail is called “Nightmare on Baldy” and sign posts may be visible depending on snow levels.



The trail starts out on an initial steep incline for approximately 100 yards, then takes a sharp RIGHT onto more gentle single-track. This right turn is well marked with a blue diamond and blue arrow.



Follow the marked trail for 1.3 miles until the trail crosses an old double-track mine road (the underlying mountain bike trail is called “True Romance”). Cross this old road and continue up on the marked trail (still “Nightmare on Baldy” also called “Upper Nightmare”) for approximately 0.7 miles until you come to the next intersection with a wide double-track ATV trail.



Take a LEFT at this intersection onto the ATV trail (the underlying mountain bike trail is called “Hannah's Way”) and follow it for 0.8 miles to Sisters Cabin.



BLUE DIAMONDS mark the route to Sisters Cabin.

SELF RELIANCE REQUIRED: You are on your own on the route and at Sisters Cabin. You must be self-reliant and prepared for emergencies. Plan ahead and be prepared to execute a self-rescue. In the event of an emergency call or text 911, or call Summit County Non-Emergency Dispatch at 970-668-8600.

PARKING: Be sure to post the appropriate parking permit on your dashboard or you may be towed. Make extra copies of the parking permit if your group requires more than one vehicle. Do not leave valuables in your vehicle when parked at trailheads. SHA is not responsible for theft or vandalism to vehicles.

MORE INFORMATION:**Contact Summit Huts Association**

Office | PO Box 2830 Breckenridge, CO 80424

Phone | (970)453-8583

E-mail | summithuts@summithuts.org

Website | www.summithuts.org

TO PURCHASE MAPS & FOR RESERVATIONS:**Contact 10th Mountain Division Hut Association**

Phone | (970) 925-5775 (M-F)

Email | huts@huts.org

Website | www.huts.org



Sisters Cabin is located in the White River National Forest and operates under special use permit from the Forest Service - USDA. SHA is an equal opportunity service provider.

-----cut here-----

**PARKING PERMIT****SUMMIT HUTS ASSOCIATION/SISTERS CABIN GUEST****Reservation Name:** _____**Contact Phone #:** _____

*For use at the SISTERS PARKING LOT only